





EXISTING ZONING MAP

-  The Property
-  Metro Entrance Distance (0.25 miles)
-  Proposed Zoning Boundaries
-  Planned Unit Developments

ZONING COMMISSION
 District of Columbia
 CASE NO.21-17
 EXHIBIT NO.3F